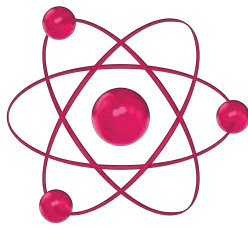


FUSION GEL BATTERIES



Tubular Gel OPzV Battery

10 OPzV1000

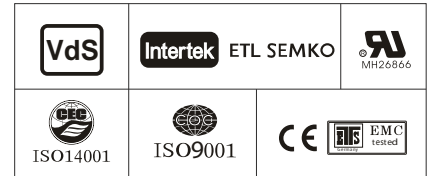


Specifications

Nominal Voltage	2V	
Nominal Capacity (100HR)	1260.0Ah @ 100hr to 1.80V/cell	
Dimensions	Length	233 +/-2mm (9.17 inches)
	Width	210 +/-3mm (8.27 inches)
	Container Height	646 +/-3mm (25.4 inches)
	Total Height (with Terminal)	681 +/-3mm (26.8 inches)
Approx Weight	Approx 78.5 kg (173.1lbs)	
Terminal	T11	
Container Material	ABS	
Rated Capacity	1260.0AH/12.6A	(100hr ,1.80V/cell, 20°C/68°F)
	1000.0AH/100.0A	(10hr ,1.80V/cell, 20°C/68°F)
	865AH/173A	(5hr,1.75V/cell, 20°C/68°F)
	762AH/254A	(3hr,1.75V/cell, 20°C/68°F)
	568AH/568A	(1hr,1.60V/cell, 20°C/68°F)
Max. Discharge Current	8000A (5s)	
Internal Resistance	Approx 0.45mΩ	
Operating Temp. Range	Discharge	-20~55°C (-4~131°F)
	Charge	0~40°C (32~104°F)
	Storage	-20~50°C (-4~122°F)
Nominal Operating Temp. Range	25° +/-3°C (77° +/-5°F)	
Cycle Use	Initial Charging current less than 250.0A. Voltage 2.40V~2.50V at 20°C (68°F) Temp Coefficient -5mV/°C	
	No limit on Initial Charging Current. Voltage 2.25V~2.30V at 20°C (68°F) Temp. Coefficient -3mV/°C	
Capacity Affected by Temperature	40°C (104°F)	103%
	25°C (77°F)	100%
	0°C (32°F)	86%
Self Discharge	OPzV Series batteries may be stored for up to 6 months at 20°C (68°F) and then a freshening charge is required. For higher temperatures the time interval will be shorter.	

Applications

- ◆ Solar Energy, Wind Energy
- ◆ Electric Power, Nuclear Power
- ◆ Communication
- ◆ Ship, Maritime Affairs
- ◆ Boats
- ◆ UPS, Medical Facilities and Emergency Lighting
- ◆ Situation with high environmental protection and energy saving
- ◆ Better safety performance and reliability
- ◆ Designed service life of 20 years



Constant Current Discharge (Amperes) at 20°C (68°F)

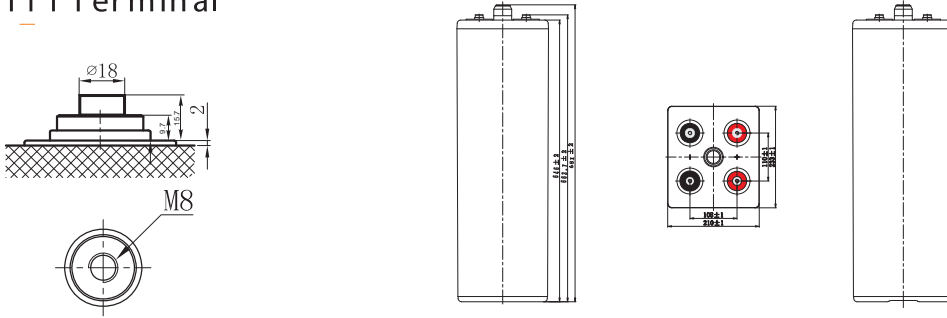
F.V/Time	10min	15min	30min	1h	2h	3h	5h	8h	10h
1.85V/cell	682	648	558	445	295	228	157	110	93.7
1.80V/cell	839	784	650	502	324	249	169	118	100
1.75V/cell	992	877	693	522	333	254	173	119	102
1.70V/cell	1113	957	733	542	342	259	175	121	103
1.65V/cell	1196	1011	763	558	349	264	178	122	104
1.60V/cell	1251	1047	782	568	354	267	180	123	105

Constant Power Discharge (Watts) at 20°C (68°F)

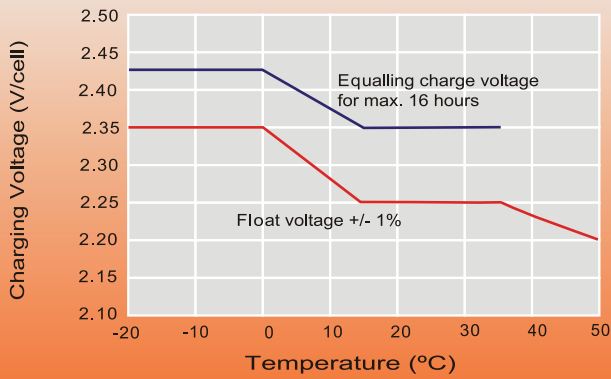
F.V/Time	10min	15min	30min	1h	2h	3h	5h	8h	10h
1.85V/cell	1268	1217	1066	862	574	446	309	217	186
1.80V/cell	1532	1452	1230	964	627	483	332	232	199
1.75V/cell	1782	1603	1298	997	641	492	337	236	201
1.70V/cell	1964	1724	1368	1029	654	500	341	238	203
1.65V/cell	2071	1793	1400	1051	665	507	345	241	205
1.60V/cell	2126	1830	1421	1062	670	511	347	242	206

Dimensions

T11 Terminal

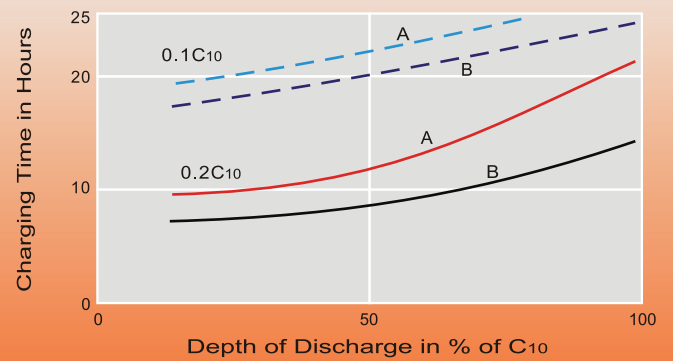


Discharge Characteristics



For continuous charging we recommend a voltage of 2.25V. The charging voltage must be compensated to the curve for a continuously different battery ambient temperature.

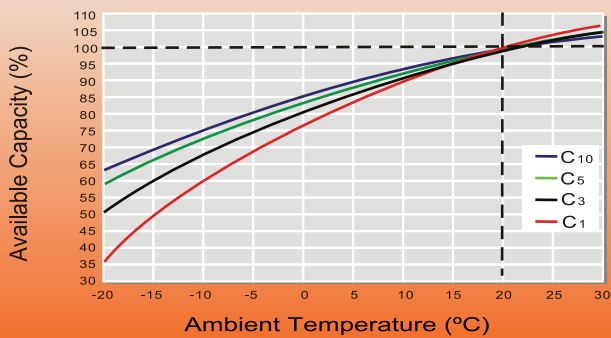
Charging Characteristics



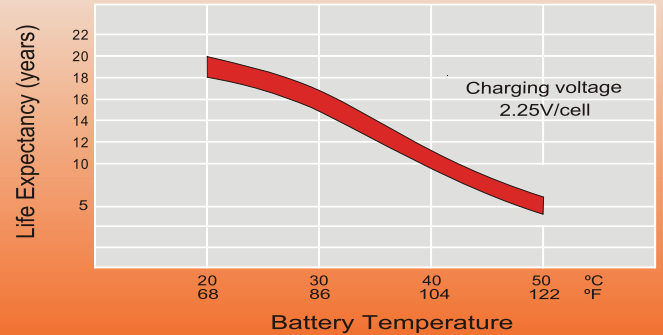
Charge voltage:

- A — 2.25 V/cell
- B — 2.40 V/cell
- State of charge 100%
- State of charge 90%

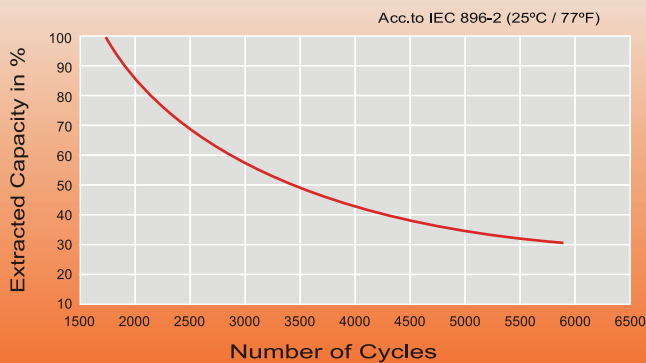
Temperature Effects in Relation to Battery Capacity



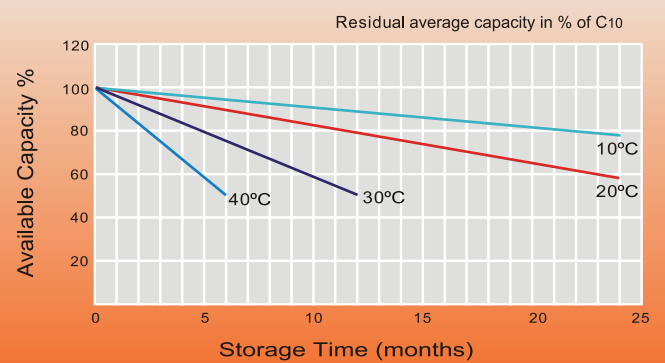
Effect of Temperature on Long Term Float Life



Cycle Life in Relation to Depth of Discharge



General Relation of Capacity VS Storage Time



Head Office

Unit 30
76 Hume Highway
LANSVALE NSW 2166
Tel: (02) 9755 7851 Fax: (02) 9755 7852
www.fusionagmbatteries.com.au

